



# Diabetes Week 2015

FLORIDA ATLANTIC UNIVERSITY

CHRISTINE E. LYNN COLLEGE OF NURSING

## *A Synopsis of the 2015 November Diabetes Risk Assessment Screening Data Findings*

*Dr. Eugenia Millender, PhD, RN, PMHNP-BC, CDE*



Funded by:  **Palm Healthcare**  
FOUNDATION, INC.



# Financial Disclosure

FLORIDA ATLANTIC UNIVERSITY

CHRISTINE E. LYNN COLLEGE OF NURSING

*Financial Disclosure Statement*: “I do not have any financial relationships relative to the content of this program.”



# Diabetes Week 2016

FLORIDA ATLANTIC UNIVERSITY

CHRISTINE E. LYNN COLLEGE OF NURSING

## Palm Beach County Diabetes Coalition

### **Mission Statement:**

The Diabetes Coalition of Palm Beach County is an alliance of healthcare organizations and community partners working together to prevent diabetes and improve the lives of those living with or those who are touched by the disease through:

- Education
- Awareness
- Quality Services
- Management
- Advocacy

### **Vision Statement:**

Palm Beach County is a national model for controlling and preventing the incidence of diabetes.



# Diabetes Week Participants

FLORIDA ATLANTIC UNIVERSITY

CHRISTINE E. LYNN COLLEGE OF NURSING

<b>total surveys collected</b>	<b>3026</b>
<b>total #partners (ADA only)</b>	2782
<b>total # FAU outreach (ADA , Vital signs &amp; Biomarkers)</b>	244
<b>total # unusable for results</b>	90

<b>2012</b>	<b>2013</b>	<b>2014</b>	<b>2015</b>
740	927	2578	3026



# Community Partners Participation

FLORIDA ATLANTIC UNIVERSITY

CHRISTINE E. LYNN COLLEGE OF NURSING

Site of Screening	Count	%
Total Responses	2,706	
Possible Selections		
Caridad	247	9.13%
Genesis	17	0.63%
MyClinic	39	1.44%
Health Care District (user response) - 50		
Health Care District--	1	0.04%
Health Care District--C. L. BRUMBACK CLINIC - BELLE GLADE	14	0.52%
Health Care District--C. L. BRUMBACK CLINIC - DELRAY BEACH	14	0.52%
Health Care District--C. L. BRUMBACK CLINIC - LANTANA	21	0.78%
Health Care District--C. L. BRUMBACK CLINIC - WEST PALM BEACH		0.00%
FAU Community Health Center		
Church Site (user response) - 311	110	4.07%
Church Site--CHURCH OF THE HARVEST FOOD PANTRY	39	1.44%
Church Site--REVIVAL COMMUNITY OUTREACH MINISTRIES	17	0.63%
Church Site--ST ANN CHURCH	40	1.48%
Church Site--ST. GEORGE EPISCOPAL COMMUNITY CENTER	91	3.36%
Church Site--ST.JOHNS FISRT MISSIONARY BAPTIST FOOD DISTRIBUTION	14	0.52%
Church Site--TRUE FAST OUTREACH MINISTRIES		0.00%



# Community Partners Participation

FLORIDA ATLANTIC UNIVERSITY

CHRISTINE E. LYNN COLLEGE OF NURSING

33407		1
ACHIEVEMENT CENTERS		52
ADA WALK		57
BOCA HELPING HANDS		29
BOCA TRAN-WPB		1
BOCA YMCA		1
BOYNTON BEACH MALL		47
CENTER FOR FAMILY SERVICES		84
COMMUNITY HEALTH CENTER OF WEST PALM BEACH		32
DELRAY MARKETPLACE		12
DELRAY MEDICAL CENTER		20
EL SOL		110
FAU MEDICAL STUDENT		103
FLORIDA COMMUNITY HEALTH CENTER		43
FOUND CARE		42
GLADES INITIATIVE		317
GREEN MARKET BOCA RATON		19
HEALTHIER JUPITER		118
JOHN PRINCE PARK OBESITY COUNCIL EVENT		28



# Community Partners Participation

FLORIDA ATLANTIC UNIVERSITY

CHRISTINE E. LYNN COLLEGE OF NURSING

JUPITER MEDICAL CENTER		150
LAKESIDE MEDICAL CENTER		114
MANDEL JEWISH COMMUNITY CENTER		11
MED-CARE DIABETIC AND MEDICAL SUPPLIES		50
PALM BEACH COUNTY FOOD BANK		14
PALM BEACH ELEMENTARY SCHOOL		30
PALM BEACH OUTLETS		211
PALM TRAN - WEST PALM BEACH		2
PALM TRAN DELRAY		31
PALM TRAN WPB		40
PERSONAL PHYSICIAN CARE COMMUNITY CENTER		69
POMPEY PARK		30
REVIVAL COMMUNITY OUTREACH MINISTRIES		2
ROLLING GREEN ELEMENTARY		24
SUNCOAST HIGH SCHOOL		17
True Fast Outreach Ministries		2
WELLCARE HEALTH FESTIVAL		8
Whole Foods Boca		39
YMCA BOCA		49
YMCA BOYNTON		18

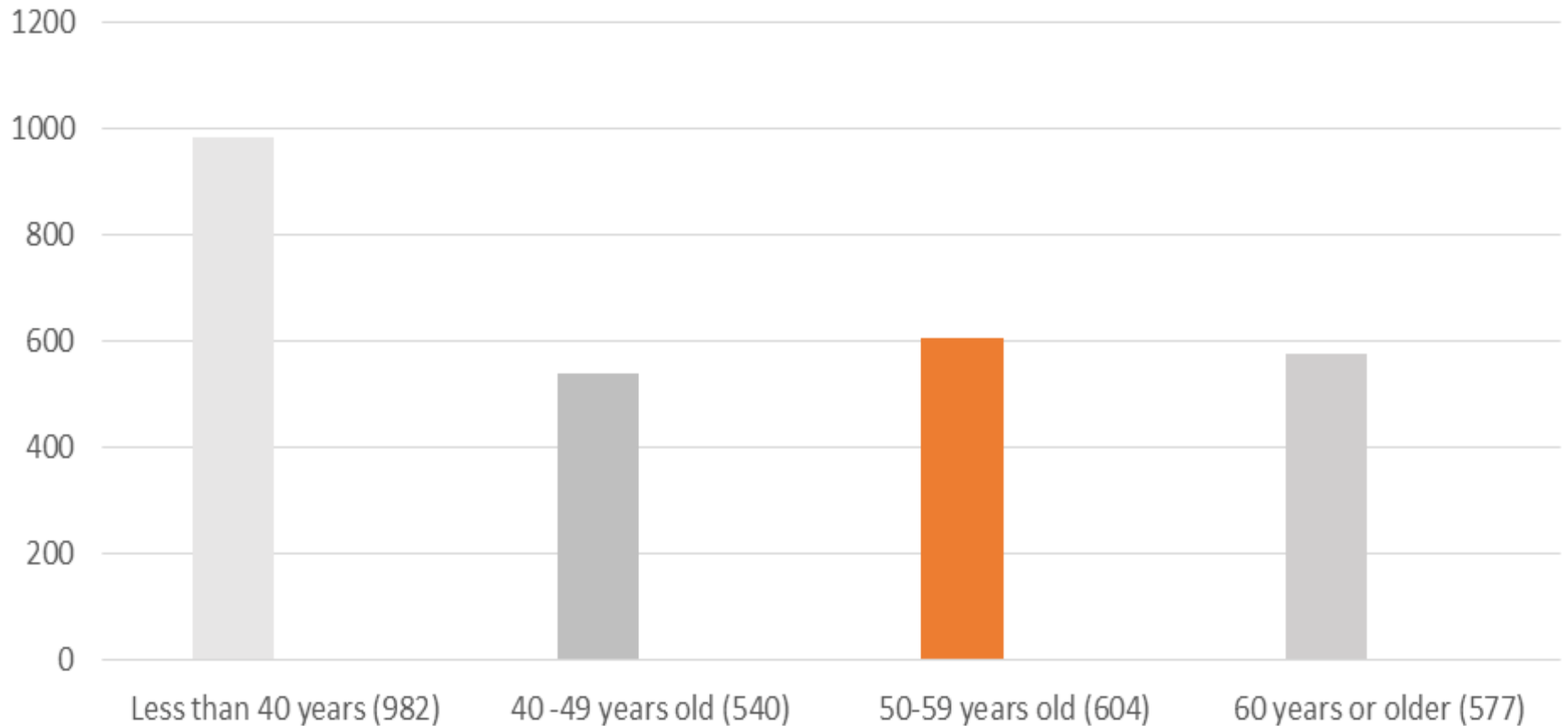


# Demographics (Age)

FLORIDA ATLANTIC UNIVERSITY

CHRISTINE E. LYNN COLLEGE OF NURSING

Age (N=2703)





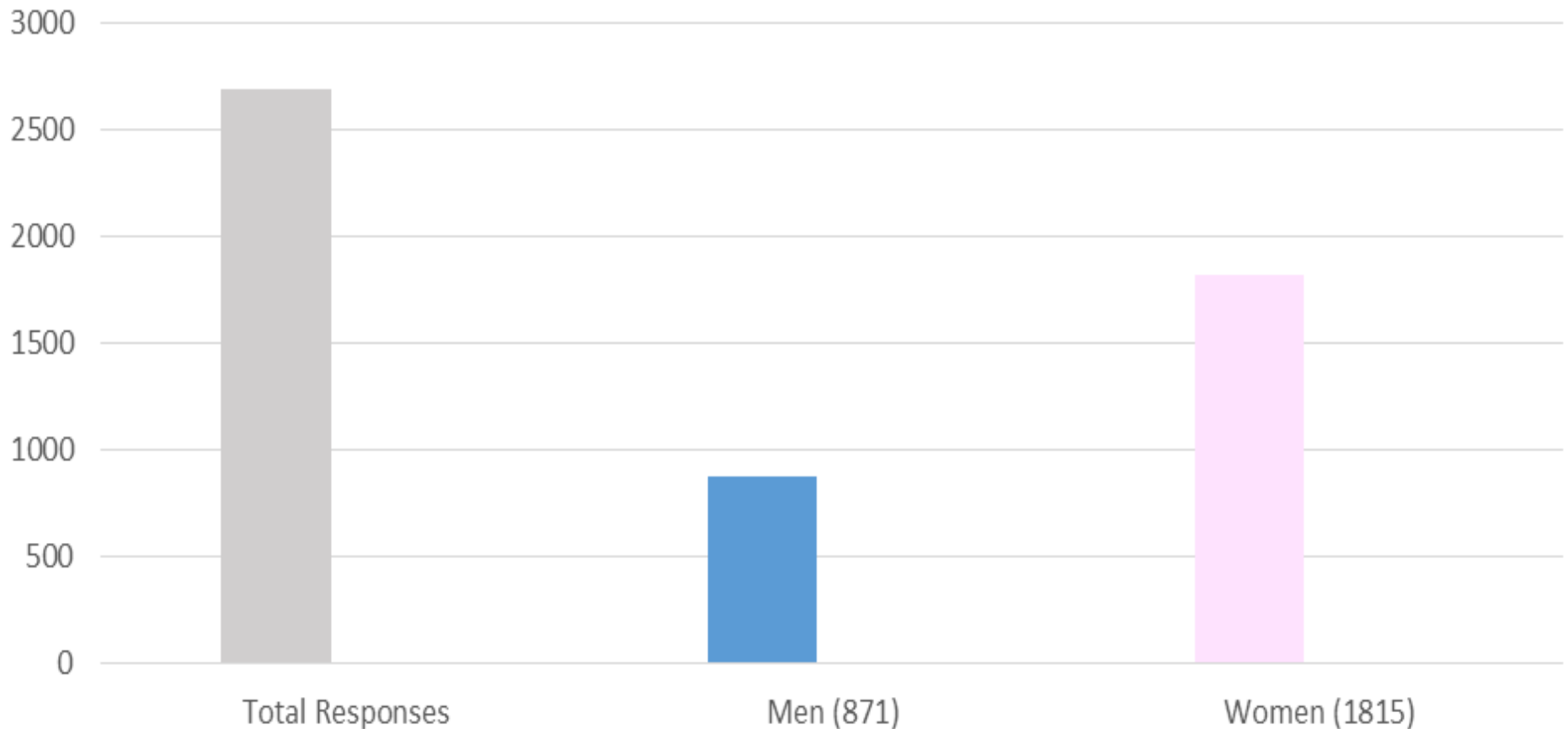


# Demographics (Gender)

FLORIDA ATLANTIC UNIVERSITY

CHRISTINE E. LYNN COLLEGE OF NURSING

Gender (N=2686)



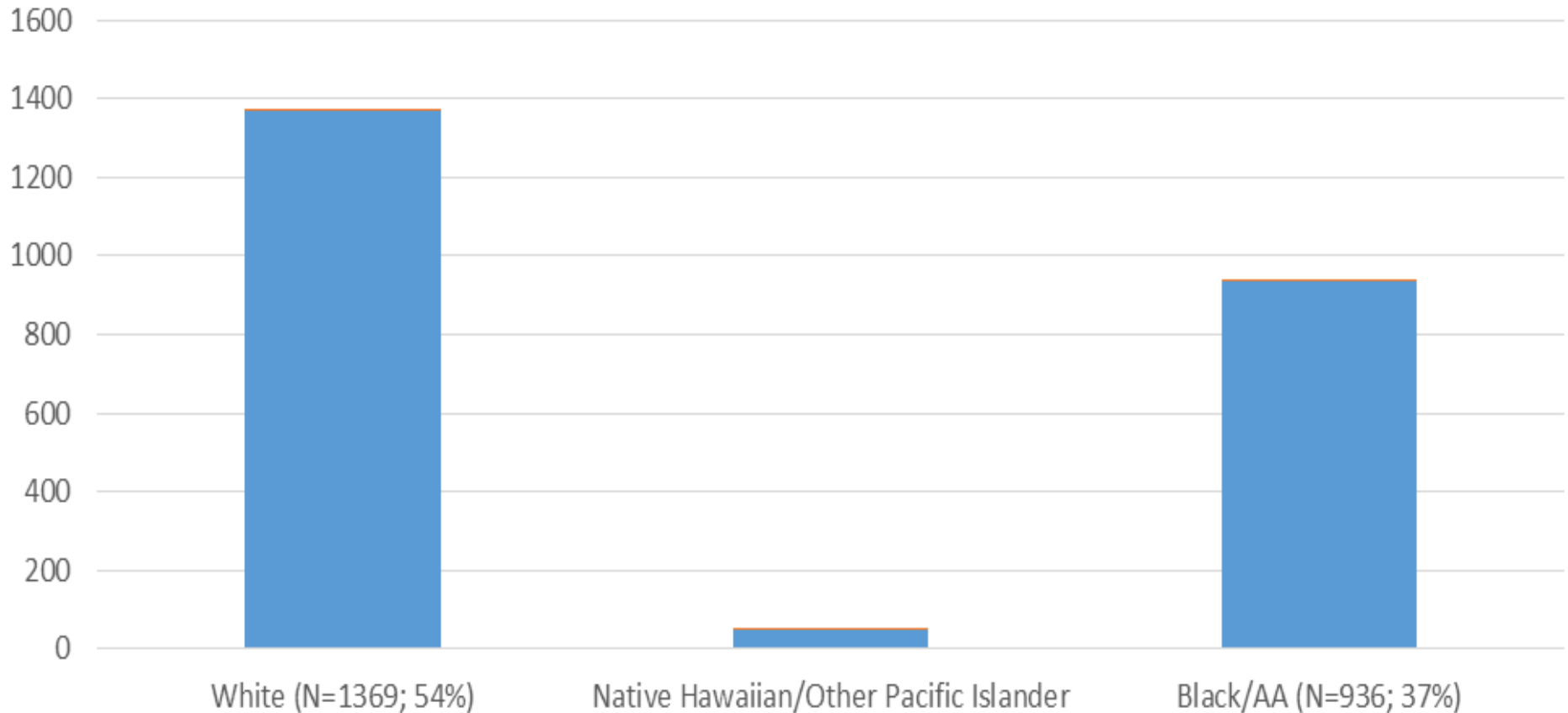


# Demographics (Race)

FLORIDA ATLANTIC UNIVERSITY

CHRISTINE E. LYNN COLLEGE OF NURSING

RACE (N=2530)



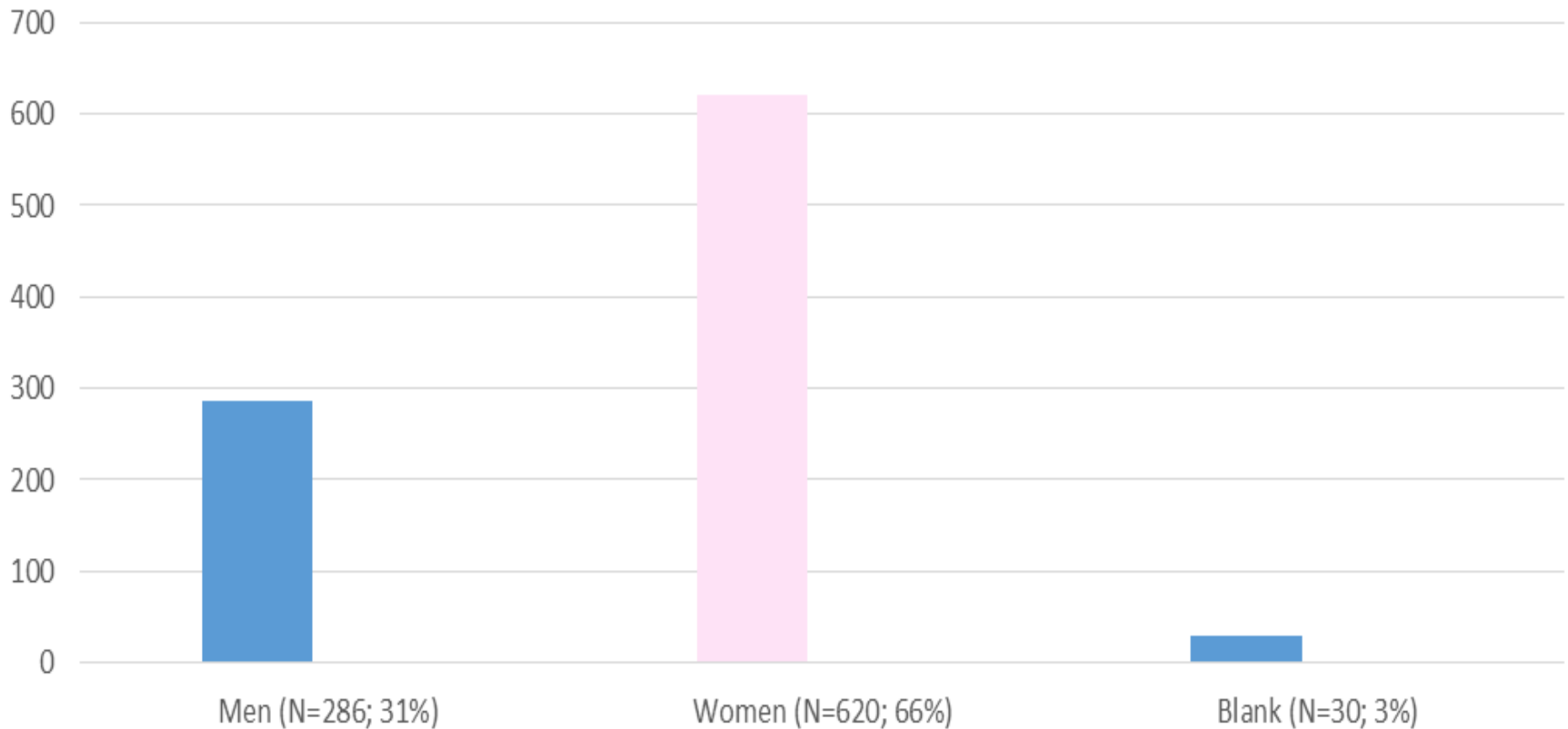


# Demographics (Race)

FLORIDA ATLANTIC UNIVERSITY

CHRISTINE E. LYNN COLLEGE OF NURSING

Black/AA (N=936; 37%)



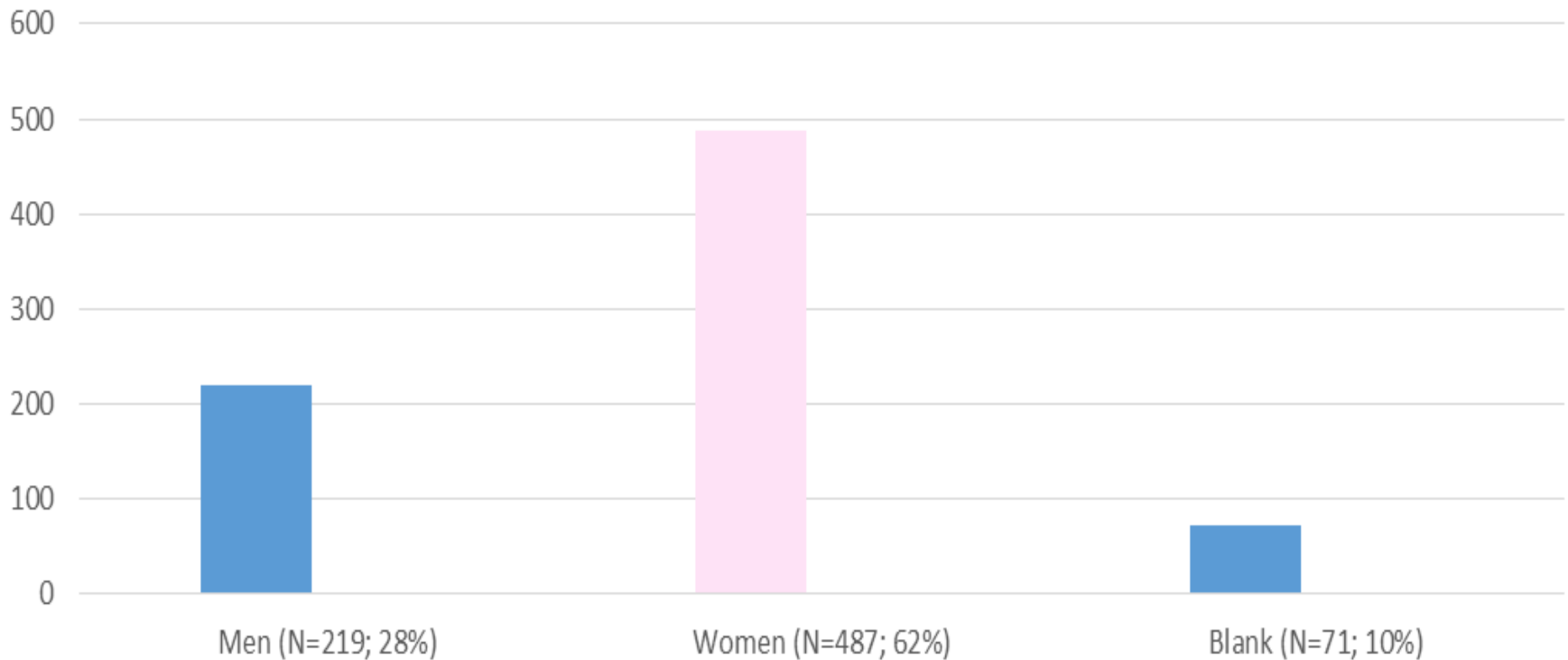


# Demographics (Race)

FLORIDA ATLANTIC UNIVERSITY

CHRISTINE E. LYNN COLLEGE OF NURSING

Hispanic/Latino  
N=786





# Demographics (Country of Birth)

FLORIDA ATLANTIC UNIVERSITY

CHRISTINE E. LYNN COLLEGE OF NURSING

Country of Birth		
United States of America	1,491	65%
Haiti	316	14%
Mexico	168	7%
Guatemala	123	5%
Jamaica	63	3%
Colombia	46	2%
Puerto Rico	25	1%
Honduras	22	1%
Canada	16	1%
Brazil	12	1%
Peru	6	0%
	2,288	100%



# Question #1

FLORIDA ATLANTIC UNIVERSITY

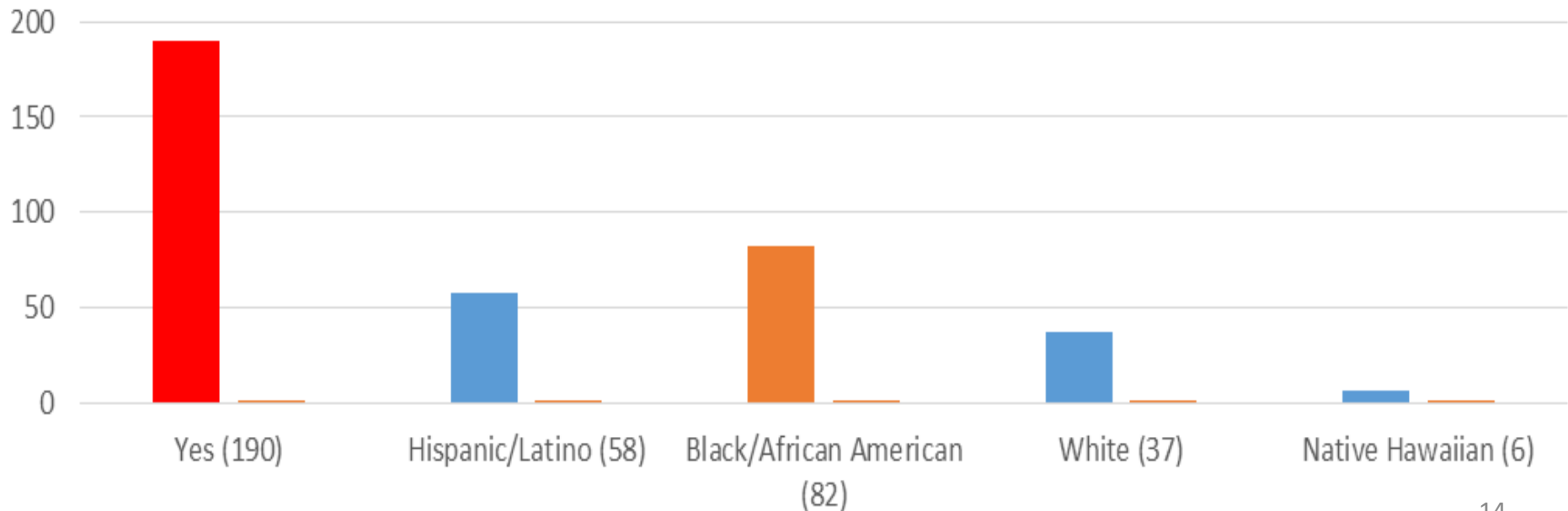
CHRISTINE E. LYNN COLLEGE OF NURSING

## Gestational Diabetes

No= 1612 (89%)

Yes = 190 (11%)

Total= 1802





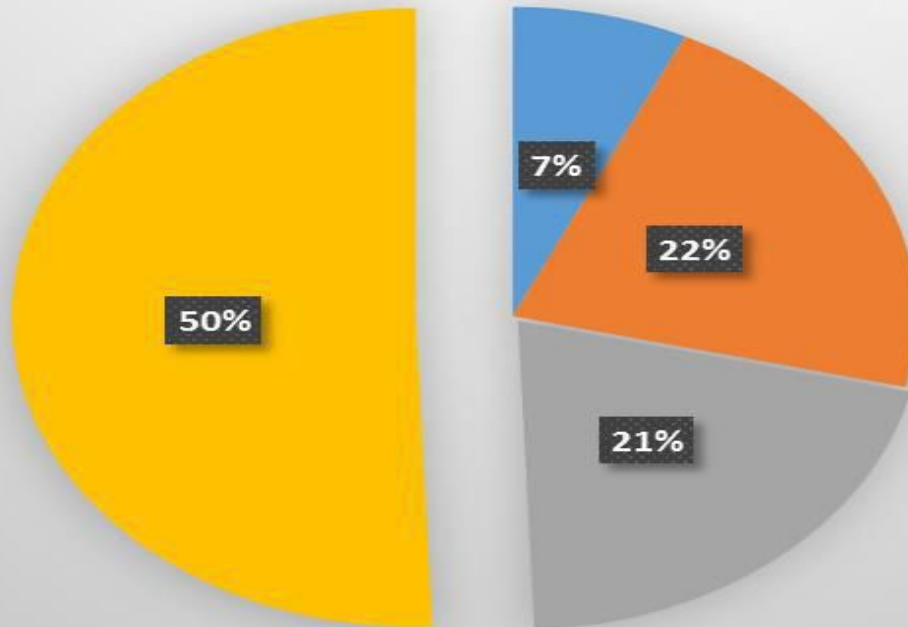
# Question #2 –Family History

FLORIDA ATLANTIC UNIVERSITY

CHRISTINE E. LYNN COLLEGE OF NURSING

**Family HX**  
**No (N=1630)**  
**Yes (N=817)**  
**Total: 2447**

- Yes, Man (N=70) Hispanic/Latino
- Yes, Man (N=216) Non-Hispanic/Non-Latino
- Yes, Woman (N=206) Hispanic/Latino
- Yes, Woman (N=505) Non-Hispanic/Non-Latino



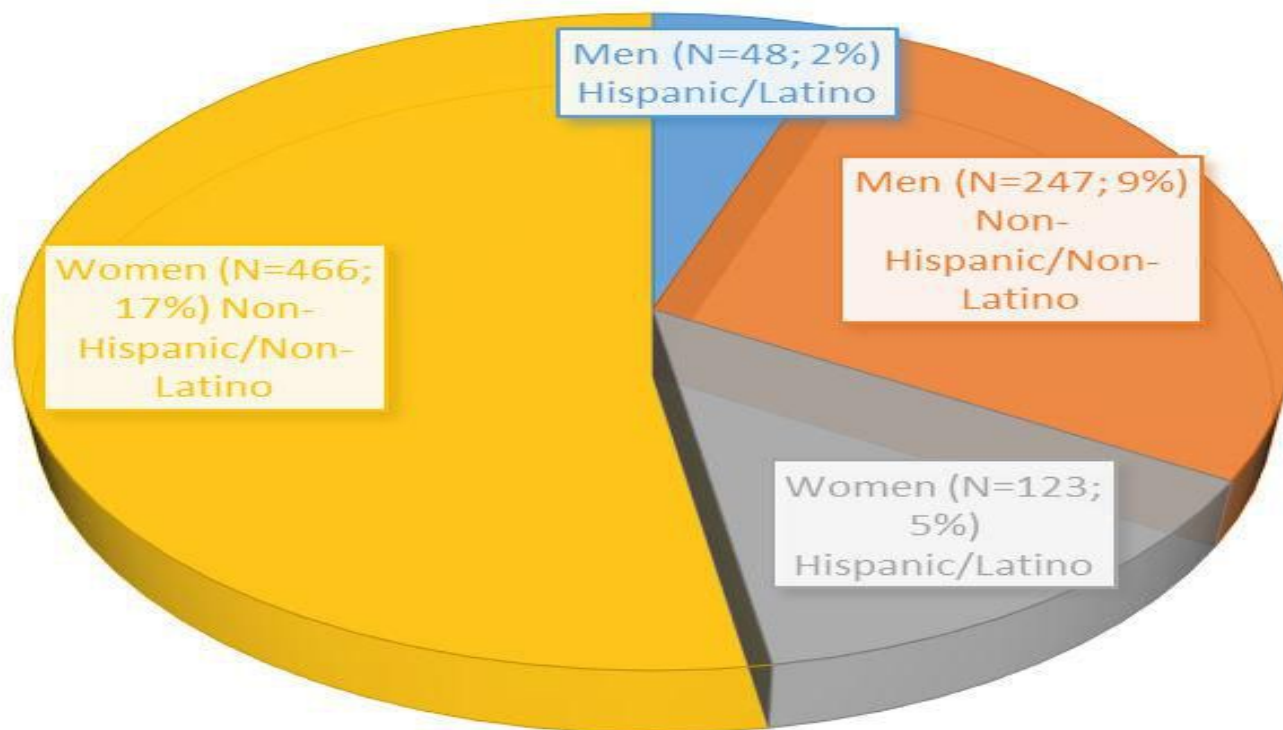


# Question #3 – Diagnosed with Hypertension

FLORIDA ATLANTIC UNIVERSITY

CHRISTINE E. LYNN COLLEGE OF NURSING

**DX WITH HTN**  
**NO (N=1779; 66%)**  
**YES (N=884; 34%)**





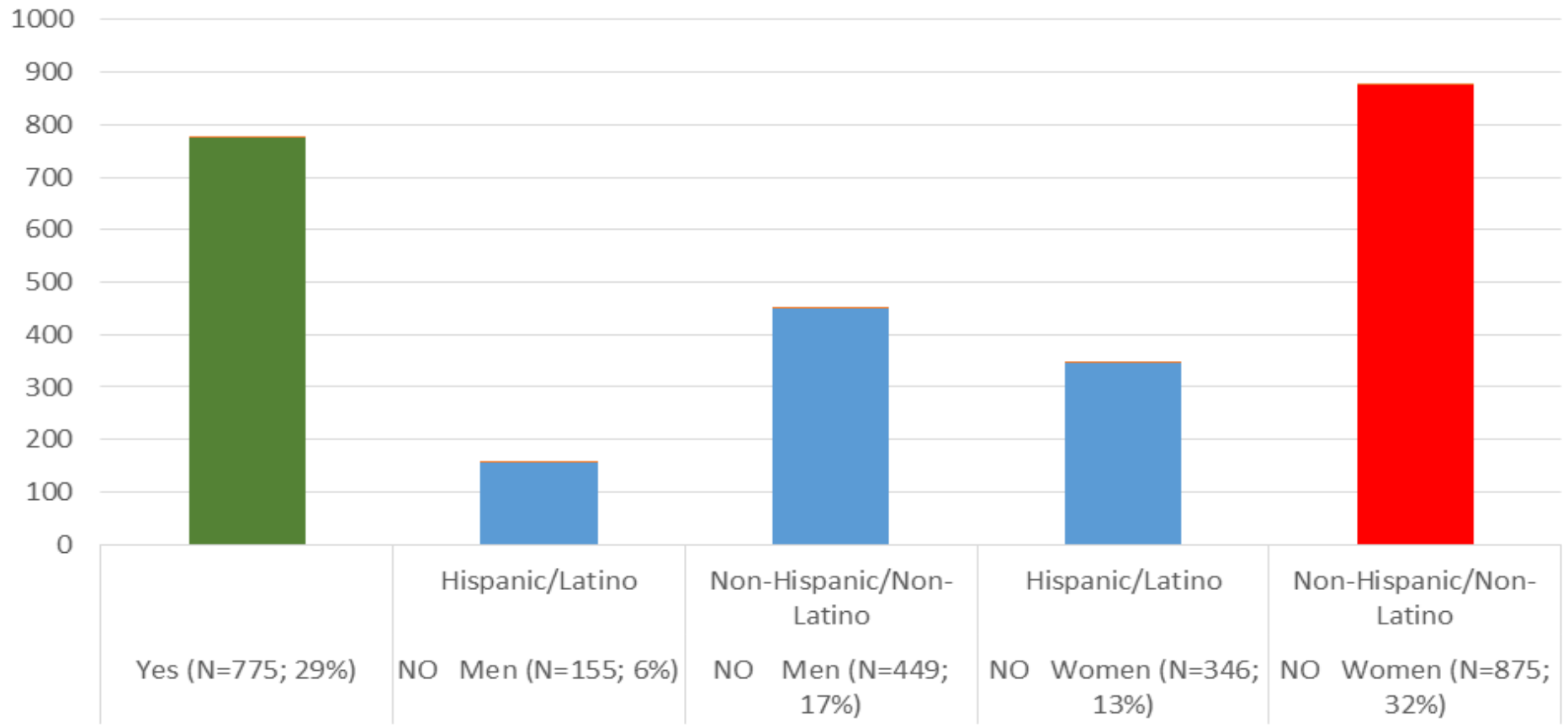


# Question #4- Are you Physically Active

FLORIDA ATLANTIC UNIVERSITY

CHRISTINE E. LYNN COLLEGE OF NURSING

Are you physically active  
N= 2699






# Total ADA Risk Factor > 5

FLORIDA ATLANTIC UNIVERSITY

CHRISTINE E. LYNN COLLEGE OF NURSING

## ADA score (N=2715)



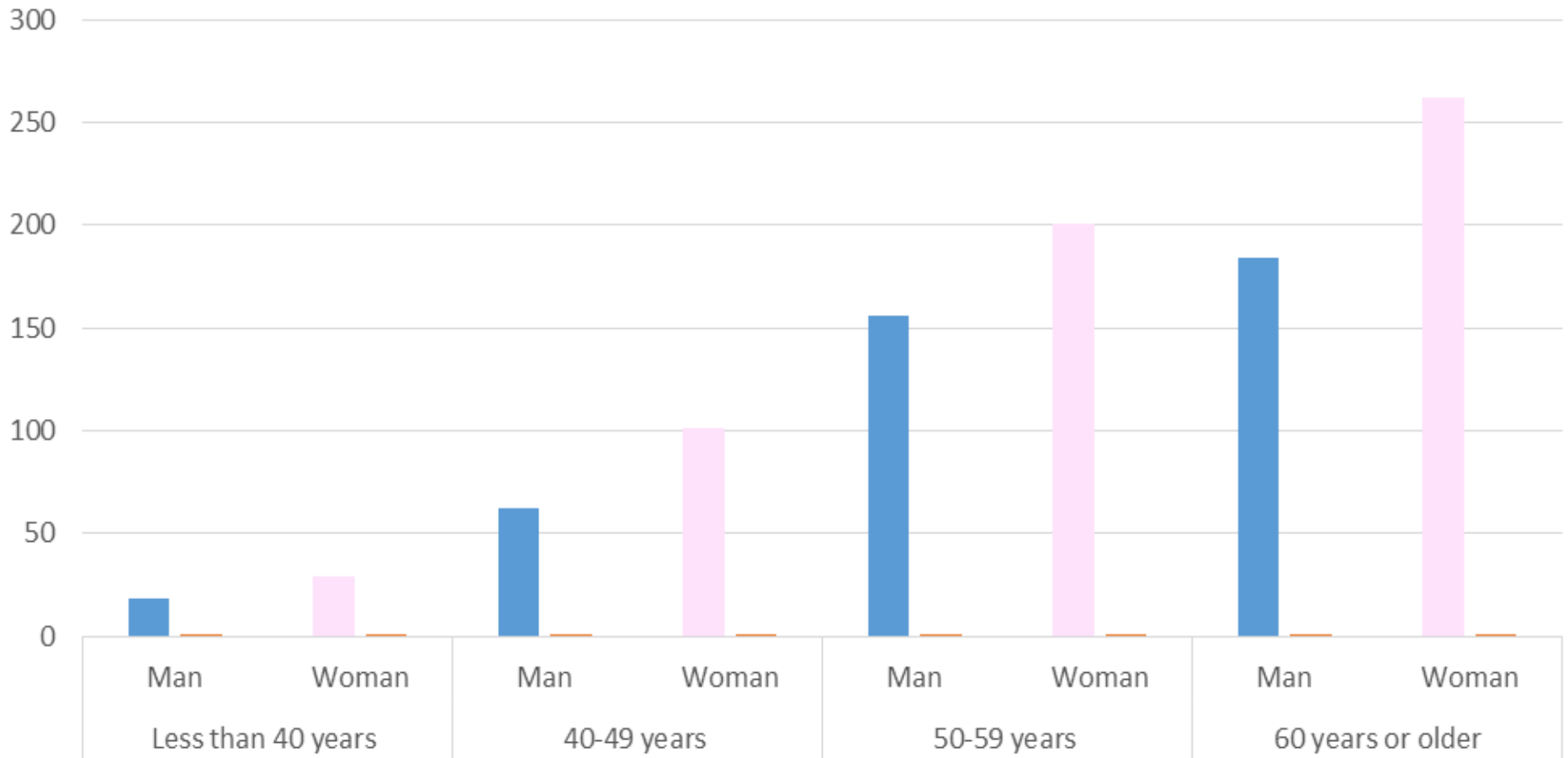


# Total ADA Risk Factor > 5

FLORIDA ATLANTIC UNIVERSITY

CHRISTINE E. LYNN COLLEGE OF NURSING

### ADA Score >5 by Gender





# FAU Participants

FLORIDA ATLANTIC UNIVERSITY

CHRISTINE E. LYNN COLLEGE OF NURSING

Row Labels	BLACK	HISPANIC	WHITE	Grand Total
F	142	20	4	166
M	56	14	5	75
Blank				3
<b>Grand Total</b>	<b>198</b>	<b>34</b>	<b>9</b>	<b>244</b>

	Male BLACK	Female BLACK	Male HISPANIC	Female HISPANIC	Male WHITE	Female WHITE
<b>Average Risk Score</b>	4.37	4.03	4.79	3.65	3.80	2.5
<b>Average BMI</b>	25.61	29.9	26.64	30.55	28.20	28.25
<b>Average Waist</b>	35.41	37.42	35.93	34.9	36.60	34
<b>Average Glucose</b>	126.53	109.84	107.77	117.65	105.00	113
<b>Average TC</b>	181.35	180.69	189.46	182.15	146.80	142.33
<b>Average HDL</b>	51.57	54.45	45.77	52.21	36.80	61
<b>Average TRG</b>	194.29	153.62	218.92	204.5	202.00	65.33
<b>Average LDL</b>	96.07	103.48	99.77	97	81.00	45
<b>Average Systolic</b>	139.04	137.3	134.71	127.3	124.00	141
<b>Average Diastolic</b>	85.29	84.35	84.43	82.6	82.80	87

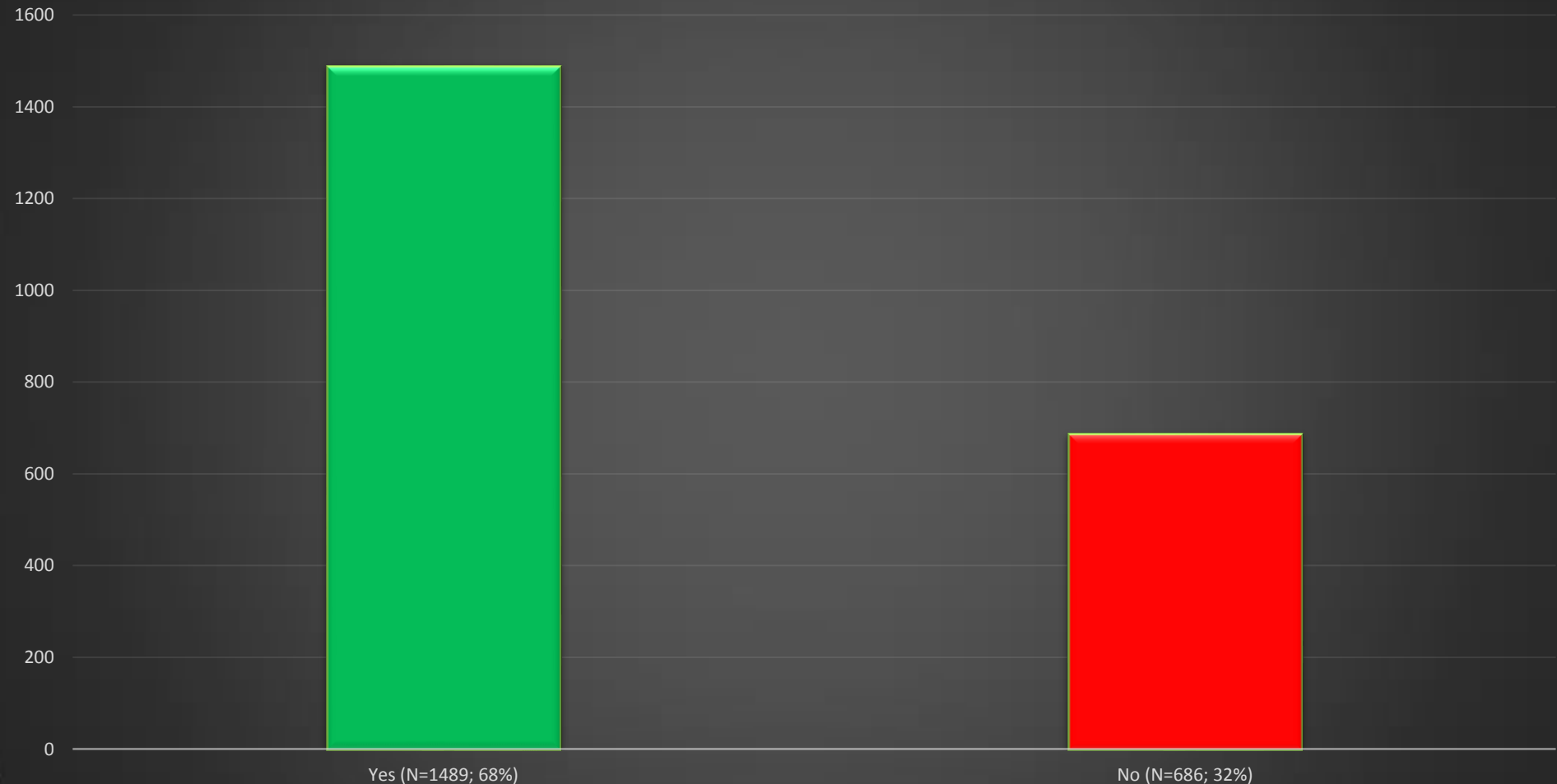


# Seek Medical Attention

FLORIDA ATLANTIC UNIVERSITY

CHRISTINE E. LYNN COLLEGE OF NURSING

Will you use the information provided today to seek medical attention?



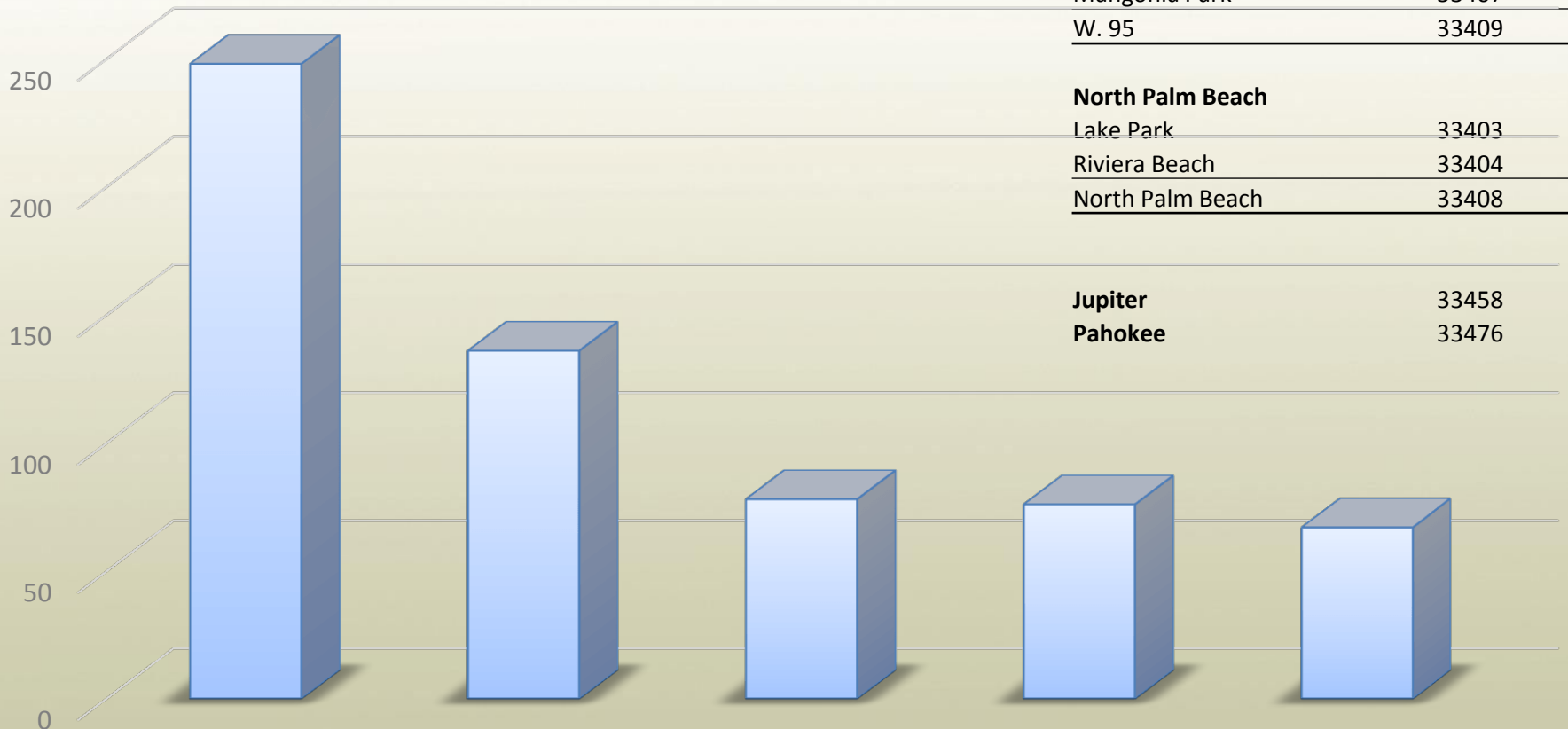


# Top 5 High ADA Risk Zip Codes

FLORIDA ATLANTIC UNIVERSITY

CHRISTINE E. LYNN COLLEGE OF NURSING

N=608



<b>Belle Glade</b>	33430	248
<b>West Palm Beach</b>		
E. 95	33401	57
Mangonia Park	33407	49
W. 95	33409	30
		<b>136</b>
<b>North Palm Beach</b>		
Lake Park	33403	19
Riviera Beach	33404	49
North Palm Beach	33408	10
		<b>78</b>
<b>Jupiter</b>	33458	67
<b>Pahokee</b>	33476	76

Belle Glade (33430)

WPB\*

LP/RB/NPB\*

Pahokee (33476)

Jupiter (33458)



# Other Partners

FLORIDA ATLANTIC UNIVERSITY

CHRISTINE E. LYNN COLLEGE OF NURSING

- **Enroll America**
  - This year the Coalition collaborated with Enroll America. During Diabetes Week, we were able to refer over 70 individuals (some of whom have families) to Enroll America.
  - Our goal for 2016 is to further expand the collaboration with Enroll America.



# Limitations

FLORIDA ATLANTIC UNIVERSITY

CHRISTINE E. LYNN COLLEGE OF NURSING

- Data collection challenges
  - Missing/blank information
  - Manual data entry
- Descriptive information
- Limited scope of analysis





# Next Steps

FLORIDA ATLANTIC UNIVERSITY

CHRISTINE E. LYNN COLLEGE OF NURSING

- Further clean data
- Additional statistical analysis
- Cross-year longitudinal analysis
- Geospatial mapping
- Evaluate data collection for coming year
  - Electronic version
  - Additional indicators



# Discussion

FLORIDA ATLANTIC UNIVERSITY

CHRISTINE E. LYNN COLLEGE OF NURSING

Questions,  
suggestions, &  
next steps  
discussion